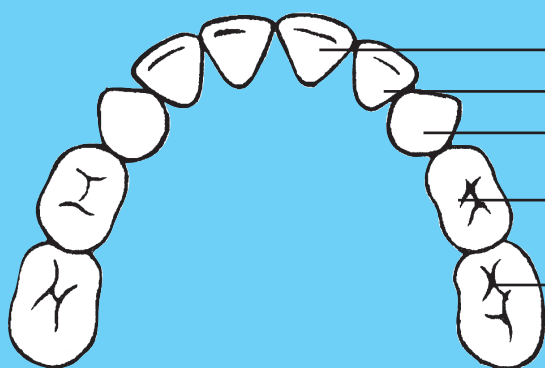
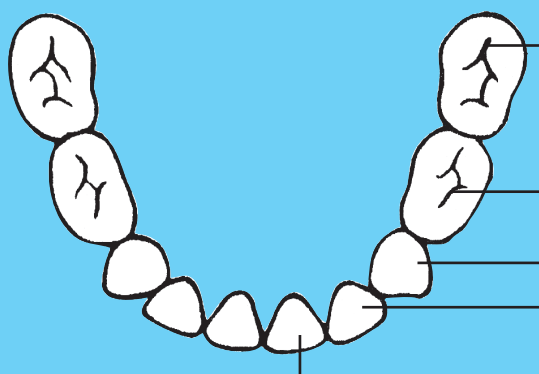


# The Developing Smile: Tooth Eruption Charts

## Primary Teeth

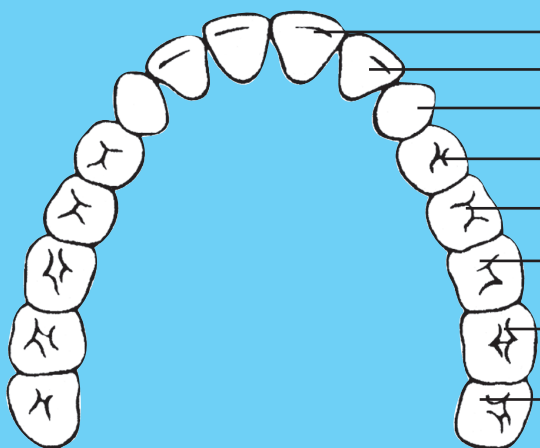


Upper Teeth	Erupt	Shed
Central incisor	8-12 mos.	6-7 yrs.
Lateral incisor	9-13 mos.	7-8 yrs.
Canine (cuspid)	16-22 mos.	10-12 yrs.
First molar	13-19 mos.	9-11 yrs.
Second molar	25-33 mos.	10-12 yrs.

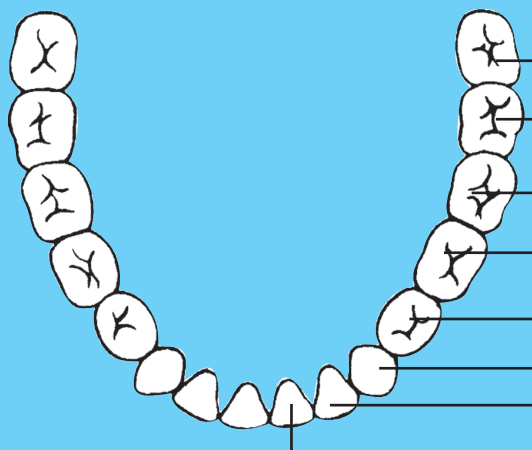


Lower Teeth	Erupt	Shed
Second molar	23-31 mos.	10-12 yrs.
First molar	14-18 mos.	9-11 yrs.
Canine (cuspid)	17-23 mos.	9-12 yrs.
Lateral incisor	10-16 mos.	7-8 yrs.
Central incisor	6-10 mos.	6-7 yrs.

## Permanent Teeth



Upper Teeth	Erupt
Central incisor	7-8 yrs.
Lateral incisor	8-9 yrs.
Canine (cuspid)	11-12 yrs.
First premolar (first bicuspid)	10-11 yrs.
Second premolar (second bicuspid)	10-12 yrs.
First molar	6-7 yrs.
Second molar	12-13 yrs.
Third molar (wisdom tooth)	17-21 yrs.



Lower Teeth	Erupt
Third molar (wisdom tooth)	17-21 yrs.
Second molar	11-13 yrs.
First molar	6-7 yrs.
Second premolar (second bicuspid)	11-12 yrs.
First premolar (first bicuspid)	10-12 yrs.
Canine (cuspid)	9-10 yrs.
Lateral incisor	7-8 yrs.
Central incisor	6-7 yrs.